

# Privacy Browser Modes for Check Out Issues

Fanshawe Retail Services

Made July 16<sup>th</sup>, 2024

## Table of Contents

Google Chrome – Incognito

Safari

Microsoft Edge – InPrivate Window

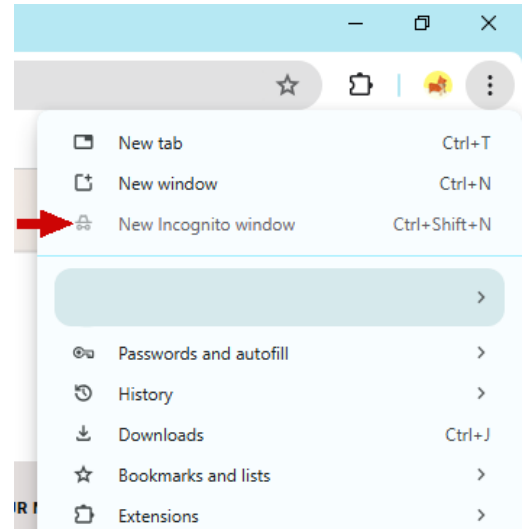
Mozilla Firefox

## Google Chrome – Incognito

Click the menu in the upper right (three vertical dots) and select 'New Incognito Window' from the list

### Keyboard Shortcuts

- Windows: Ctrl+Shift+N
- macOS: Command+Shift+N

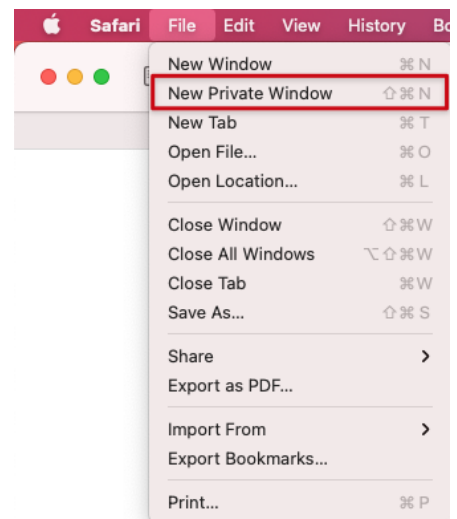


## Safari – Private Window

Go to the File menu and select 'New Private Window' from the list.

### Keyboard Shortcuts

- macOS: Command+Shift+N



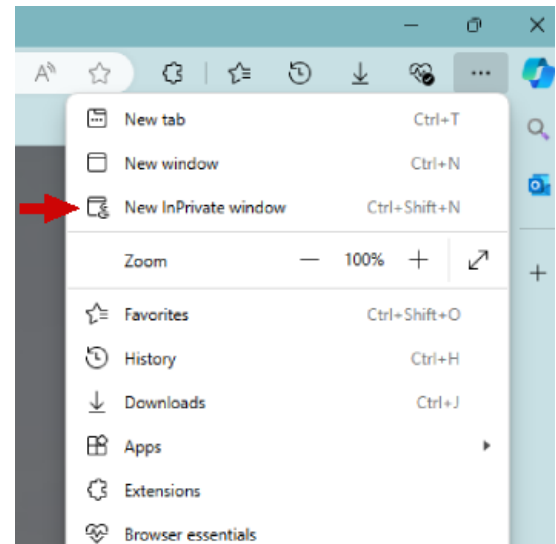
---

## Microsoft Edge – InPrivate Window

Click the menu in the upper right (three vertical dots) and select 'New Incognito Window' from the list

### Keyboard Shortcuts

- Windows: Ctrl+Shift+N
- macOS: Command+Shift+N



---

## Mozilla Firefox – Private Window

Click the menu in the upper right (three horizontal lines) and select 'New Incognito Window' from the list

### Keyboard Shortcuts

- Windows: Ctrl+Shift+P
- macOS: Command+Shift+P

